

Paper Popsicles

Follow the directions to make your own paper popsicle.



Materials

1. popsicle sticks



2. different colored paper/card



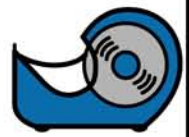
3. scissors



4. glue




5. tape




Directions



1. Decide on a design for your popsicle.




2. Cut out popsicle outline shape from paper.




3. Cut shapes from different colored paper.




4. Glue the shapes on to the popsicle to make a pattern.



5. Turn the popsicle over.



6. Tape the popsicle stick to the base of the paper popsicle.



7. Repeat with different colors and patterns.

