


Funny Face Family Pancake

Follow the directions to make a funny face pancake for the whole family.



Materials

1. pancake batter 


2. butter 


3. blueberries 

4. strawberries 

5. raspberries 


5. plastic knife 

6. pan 


7. plate 

Directions


1. Melt butter in pan.




2. Pour pancake batter until it reaches all sides of the pan.




3. When it bubbles, carefully flip it. Let the next side bubble, then move to a plate and let cool.




4. Slice strawberries in half.




5. Position strawberries around the top edge for hair.



6. Position raspberries for the mouth.



7. Place blueberries in the middle for the eyes.



8. Grab a fork and enjoy.

