

# Roll-Up Card

Follow the directions to make a roll-up card for your dad!




## Materials

1. markers 

5. ribbon 


2. glue stick 

3. construction paper 

4. craft sticks 

# Directions

1. Using markers, color both sides of 8 individual craft sticks.



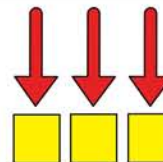
2. Cut a piece of construction paper the length and nearly the width of 8 craft sticks.



3. Apply a generous amount of glue to the back of the construction paper.



4. Lay the eight craft sticks next to each other, touching side by side.



5. Press the construction paper onto craft sticks.



6. Write or scribe 5 things you love about your dad.



7. Let dry.



8. Roll up the card, tie with a ribbon and give to your dad!

